

Figure

7. Seagrass shoot density in Redfish Bay during Winter 2005.

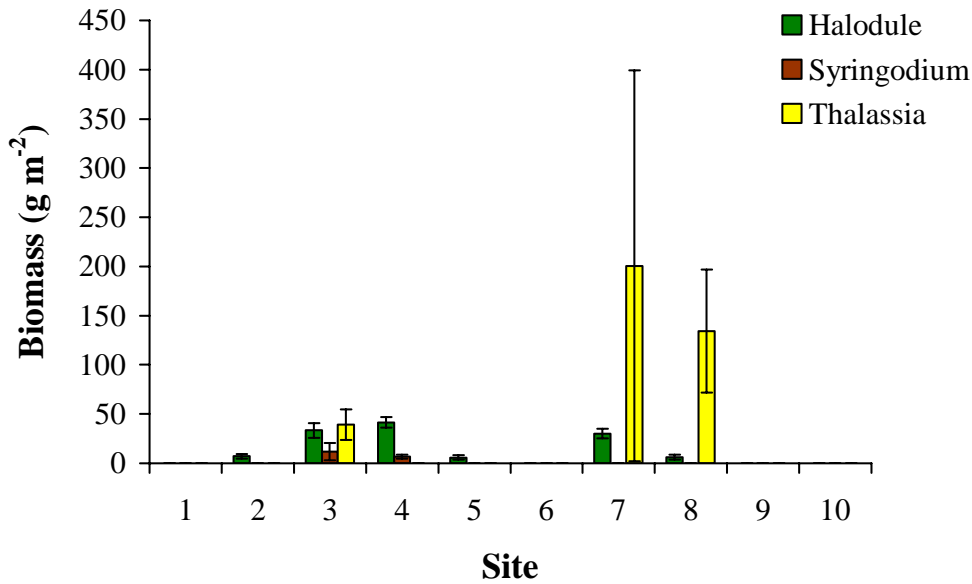


Figure 8. Aboveground biomass of seagrass species collected in East Flats in Winter 2005.

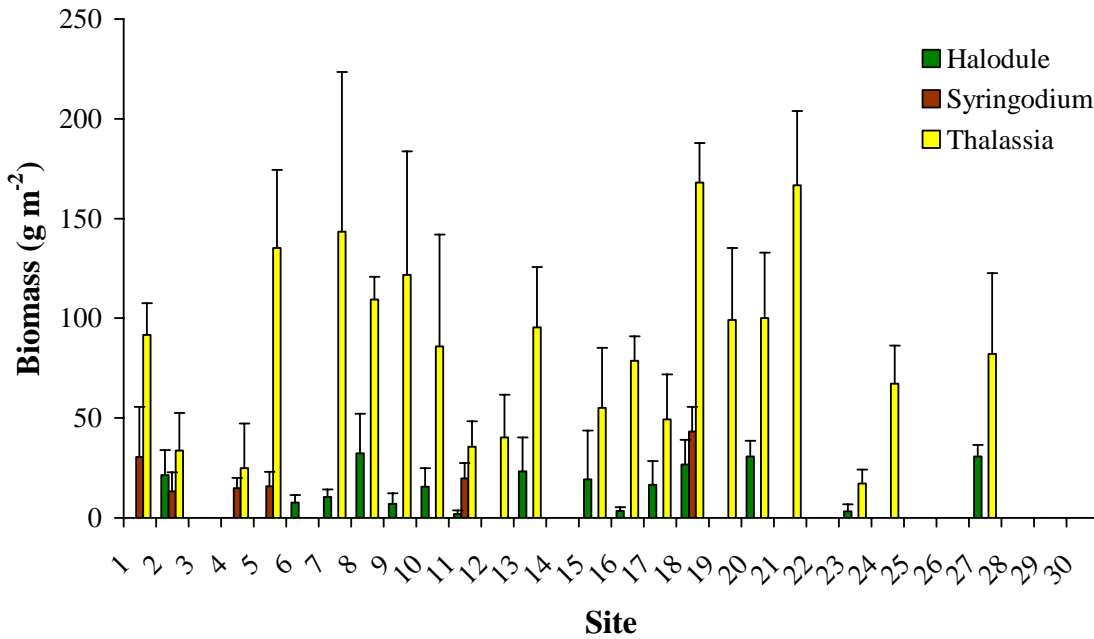


Figure 5. Aboveground biomass of seagrass species collected from Redfish Bay in Winter 2005.

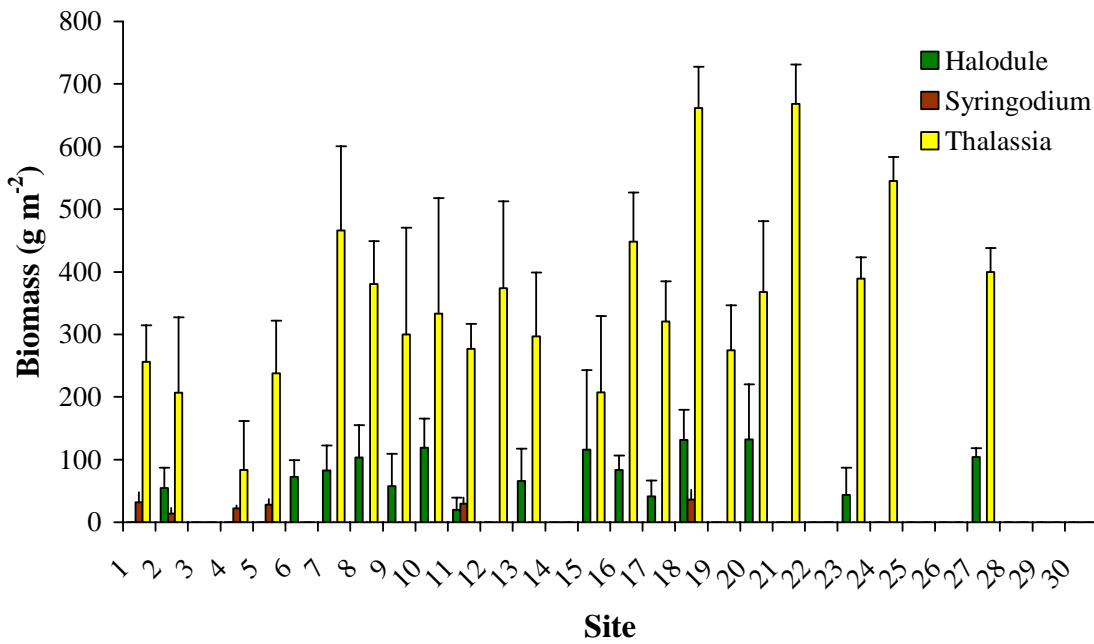


Figure 6. Belowground biomass of seagrass species collected from Redfish Bay in Winter 2005.

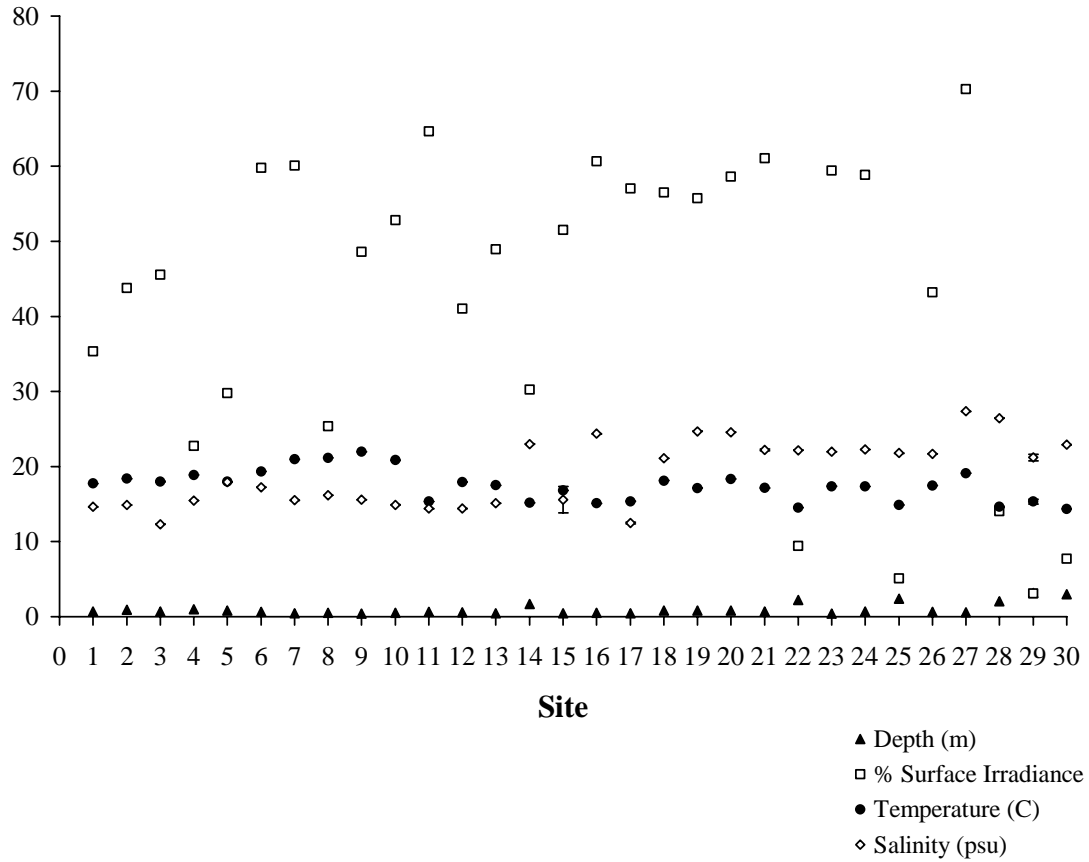


Figure 3. Water column parameters measured during the winter sampling period in Redfish Bay.

## RFB sites 1-30. EF sites 31-40

Winter

---

**Sediment Characteristics**

---

| Season | Bay | Site | Porewater             |          |          |          |          |
|--------|-----|------|-----------------------|----------|----------|----------|----------|
|        |     |      | NH4 ( $\mu\text{M}$ ) | % sand   | % rubble | % clay   | % silt   |
| Winter | RFB | 7    | 178.6093              | 17.5901  | 33.19848 | 33.42663 | 15.7848  |
| Winter | RFB | 7    | 84.79029              | 23.97197 | 28.06724 | 30.7567  | 17.20409 |
| Winter | RFB | 7    | 175.3642              | 20.79037 | 29.37963 | 34.94788 | 14.88211 |
| Summer | RFB | 7    | 213.8462              | 31.37257 | 30.76164 | 26.83217 | 11.03362 |
| Summer | RFB | 7    | 114.4872              | 21.49872 | 36.32182 | 28.86453 | 13.31493 |
| Summer | RFB | 7    | 167.0513              | 21.21108 | 41.0207  | 25.22071 | 12.54751 |